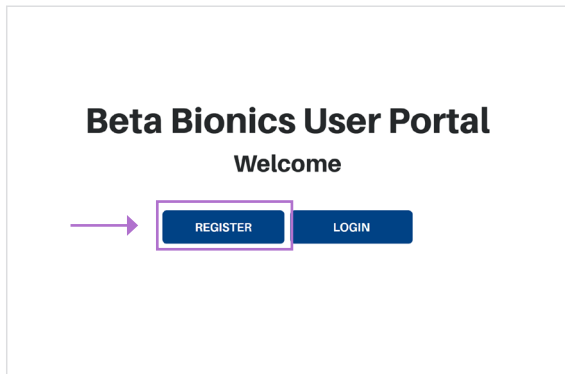
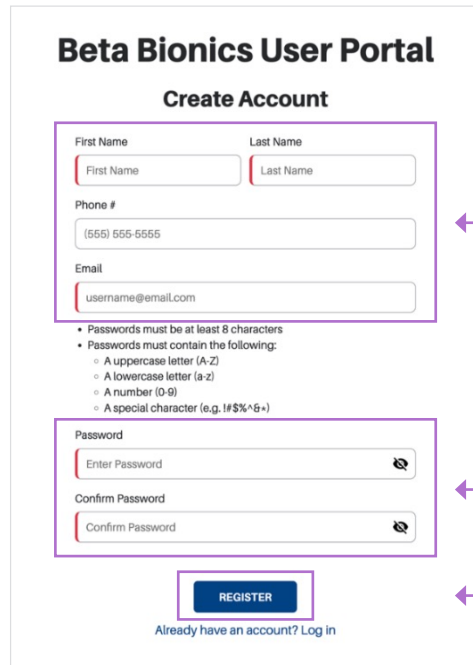


Healthcare Provider Quick Guide: Beta Bionics Portal

Step 1: Create an Account

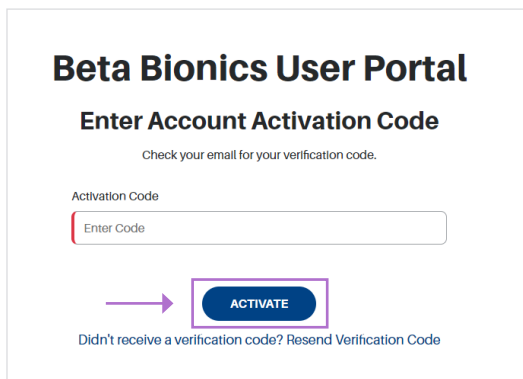


- ✓ GO TO: <https://report.betabionics.com/>
- ✓ Click: "Register"

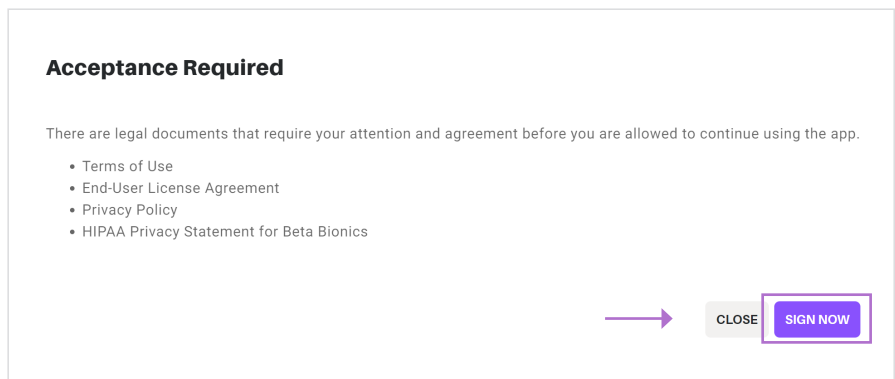


- ✓ Fill in your information
 - First Name, Last Name
 - Phone number (Optional)
 - Email
- ✓ Create a Password
- ✓ Click: "Register"

Step 2: Activate Your Account

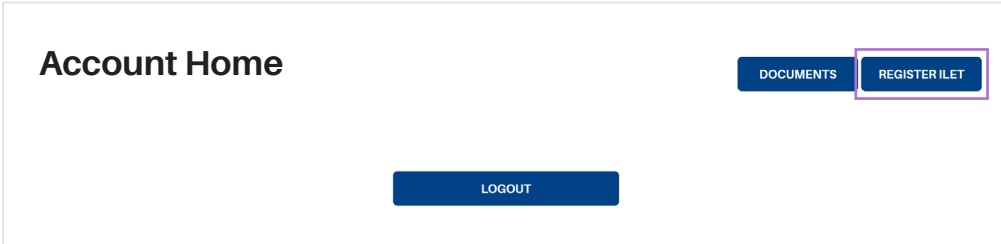


- ✓ Enter the Account Activation Code
 - An activation code will be sent to the email you registered with.
 - If you do not receive the email, check your spam folder.
- ✓ Click: "Activate"
- ✓ Login to your new account



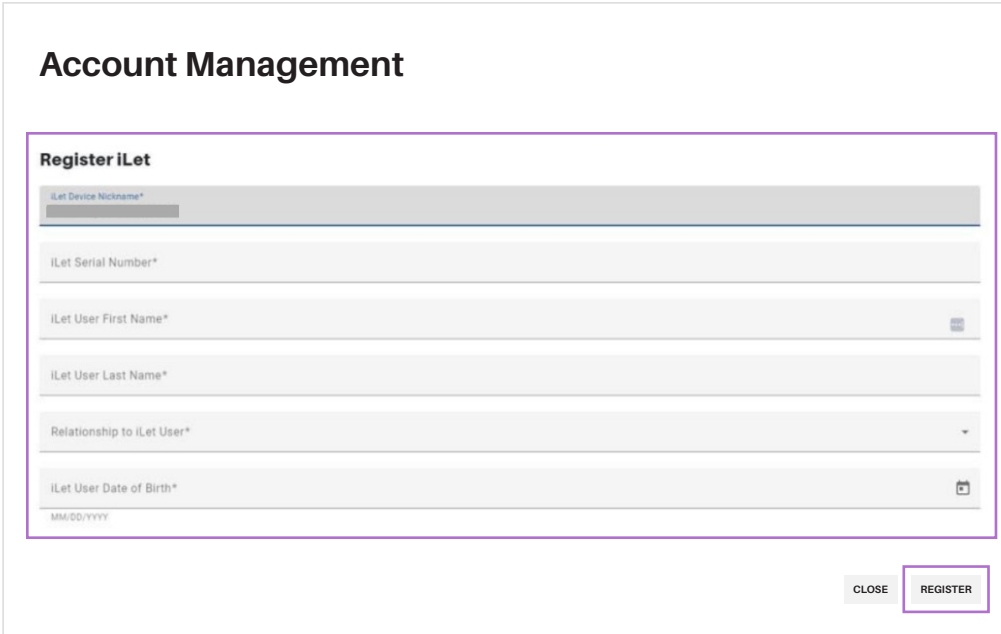
- ✓ Review & Accept the following documents
 - Terms of Use
 - End-User License Agreement
 - Privacy Policy
 - HIPPA Privacy Statement for Beta Bionics
- ✓ Click "Print" or "E-mail" to save a copy of these documents.

Step 3: Register an iLet



To add an iLet to your dashboard:

← Click: **“Register iLet”**



← **Fill in the iLet User’s information**

- iLet device nickname
Recommend using the user’s full name and DOB.
- iLet serial number. This can be found on the back panel of the iLet or under Settings > About iLet
- iLet user first name
- iLet user last name
- Relationship to iLet user
- iLet user date of birth

← Click: **“Register”**

Tips & Troubleshooting

Once you have successfully registered the patient’s iLet, it will be added to your dashboard. From there, you will be able to access the patient’s iLet data and reports.

Having trouble registering the patient’s iLet?

- Make sure the patient has downloaded the mobile app and registered their iLet. If they have not, you will not be able to add them to your dashboard until they do.
- Confirm the patient’s information was entered correctly when registering their iLet.

I was able to register the patient’s iLet but their data has not populated:

- Make sure the patient is logged into their mobile app, the app is running on their phone, and they have synced their data.

My patient received a replacement iLet:

- You will need to register the new iLet following the steps above.
- Delete the old serial number from your dashboard to avoid confusion.